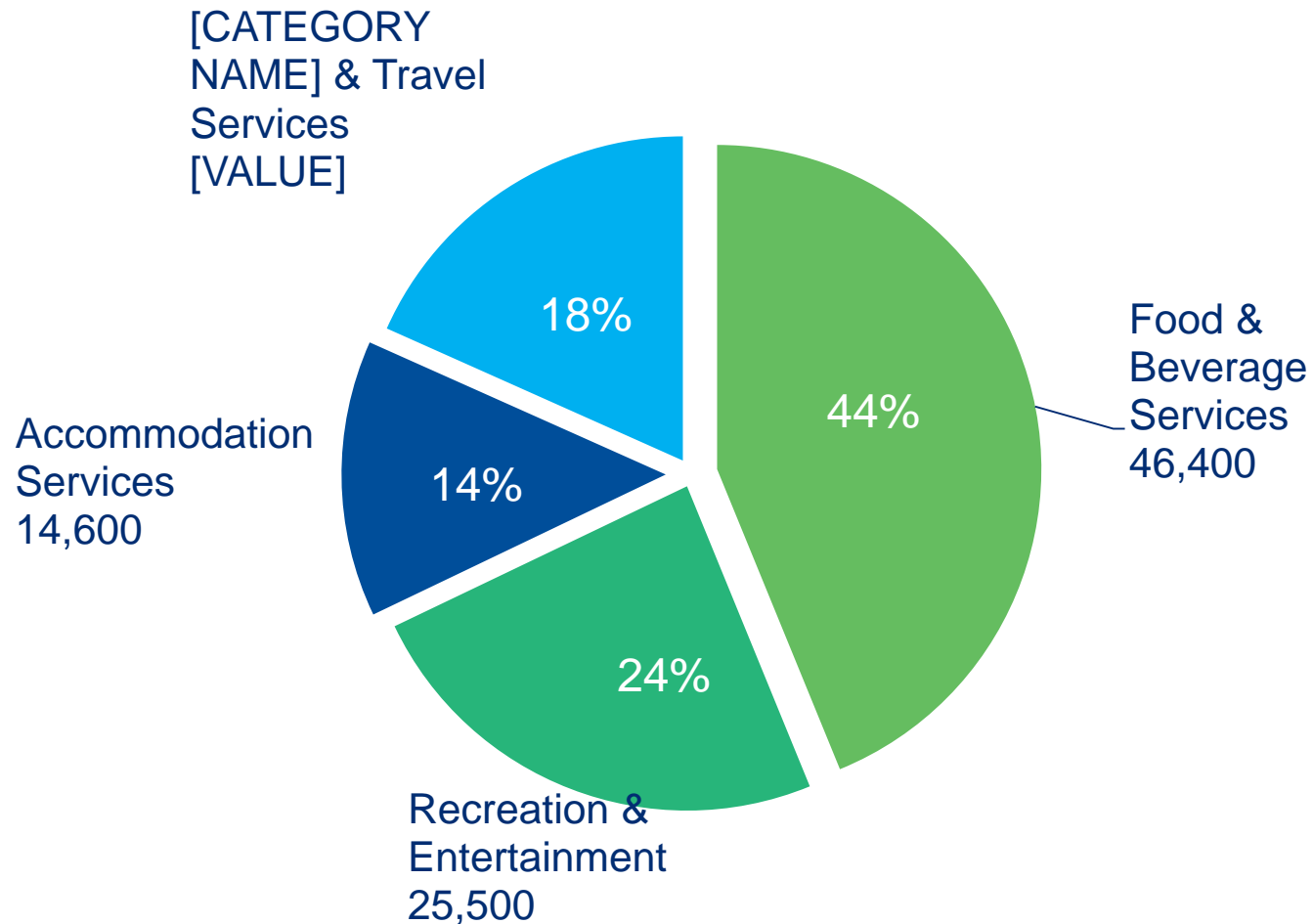


# BC Tourism Labour Market

North Vancouver Island  
Aboriginal Training Society  
October 3, 2018



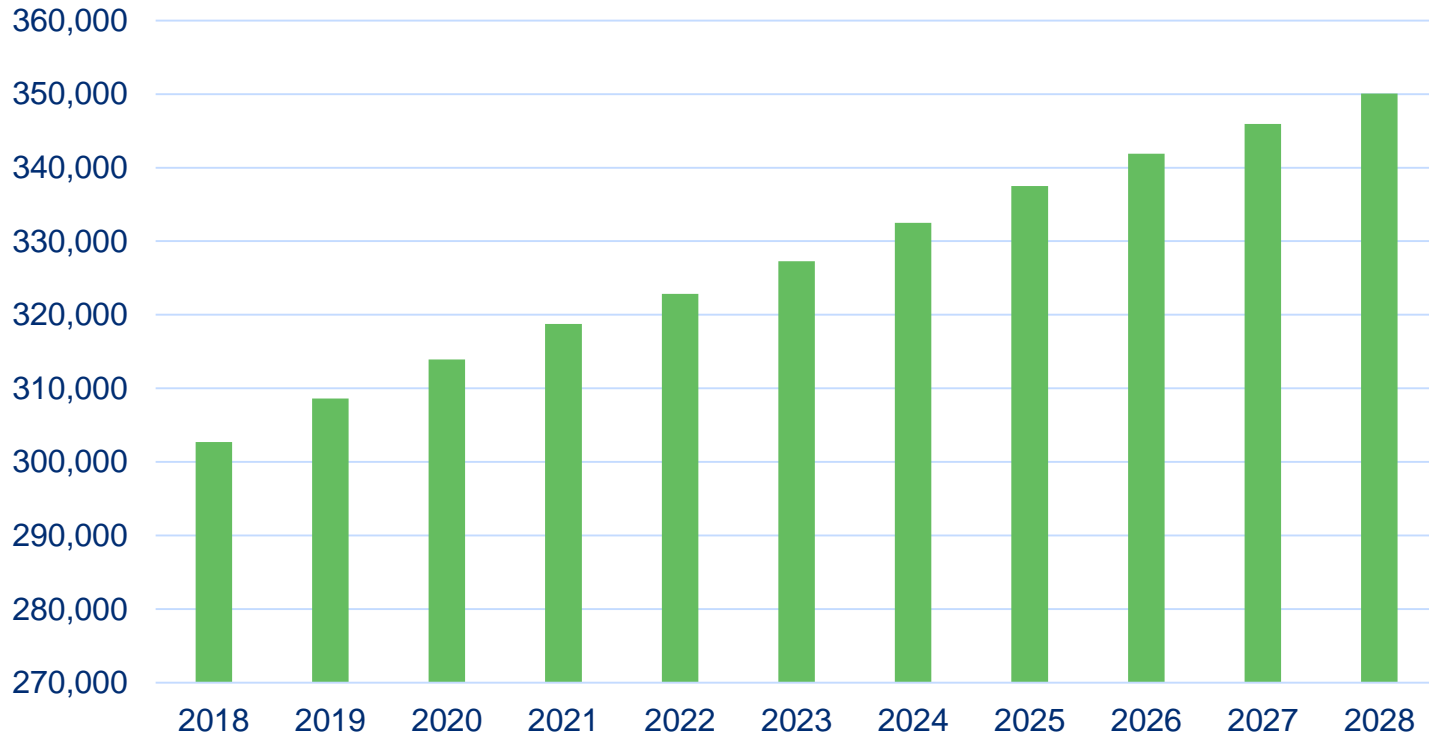
# Projected Openings (2018-2028)



**Total Openings = 106,000**

# Employment Growth

BC Tourism Jobs



# British Columbia Outlook (2018-2028)

**48,200**  
Openings  
Due To Growth

**+**

**57,800**  
Replacement Jobs  
Due To Retirement

---

**106,000** Total Job Openings



2018 Tourism & Hospitality Jobs: 302,700

# BC Value of Tourism - 2016

**\$17 BILLION** Total Tourism Revenue

**\$4.7 BILLION** Wages and Salaries

**\$4.9 BILLION** Tourism Exports

**\$7.9 BILLION** GDP

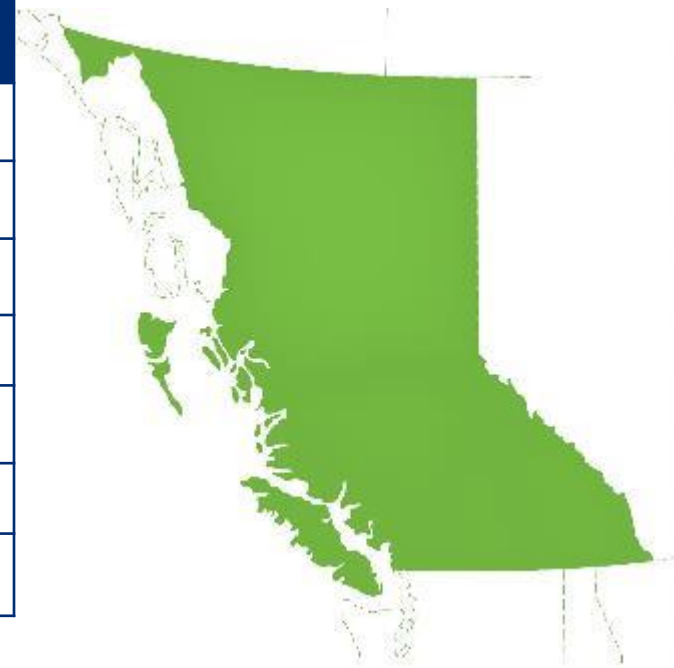
290,600 Jobs (12% of BC Jobs) – 2017

302,700 Jobs (12% of BC Jobs) – 2018



# Employment and Openings by Region

	<b>2018 Employment</b>	<b>10 Year Openings</b>
Mainland/South West	192,000	67,100
Vancouver Island	50,200	20,100
Thompson Okanagan	36,900	12,200
Kootenay	7,800	2,500
Cariboo	7,500	1,600
North East	4,000	1,200
North Coast & Nechako	4,400	1,300



Forecast Average Annual Employment Growth = 1.5%

# Top Demand Occupations - All BC

<b>Job Openings (2018 – 2028)</b>		<b>56,500</b>
Management and Supervisory	Restaurant and Food Service Managers	7,600
	Chefs	2,700
	Accommodation Service Managers	2,600
	Food Service Supervisors	1,600
Skilled Occupations	Cooks	9,800
	Bus Drivers	3,800
	Program Leaders/Instructors in Recreation & Sport	3,000
	Taxi and Limousine Drivers and Chauffeurs	2,500
Front Line/ Entry Level	Food Counter Attendants & Kitchen Helpers	11,500
	F&B Servers	8,100
	Light Duty Cleaners	3,500

# Other Industries (2018-28 Demand)



Health Care &  
Social Assistance  
148,400



Tourism & Hospitality  
106,000



Construction  
48,700



Manufacturing  
48,000



Forestry  
11,400



Mining and Oil & Gas  
9,600



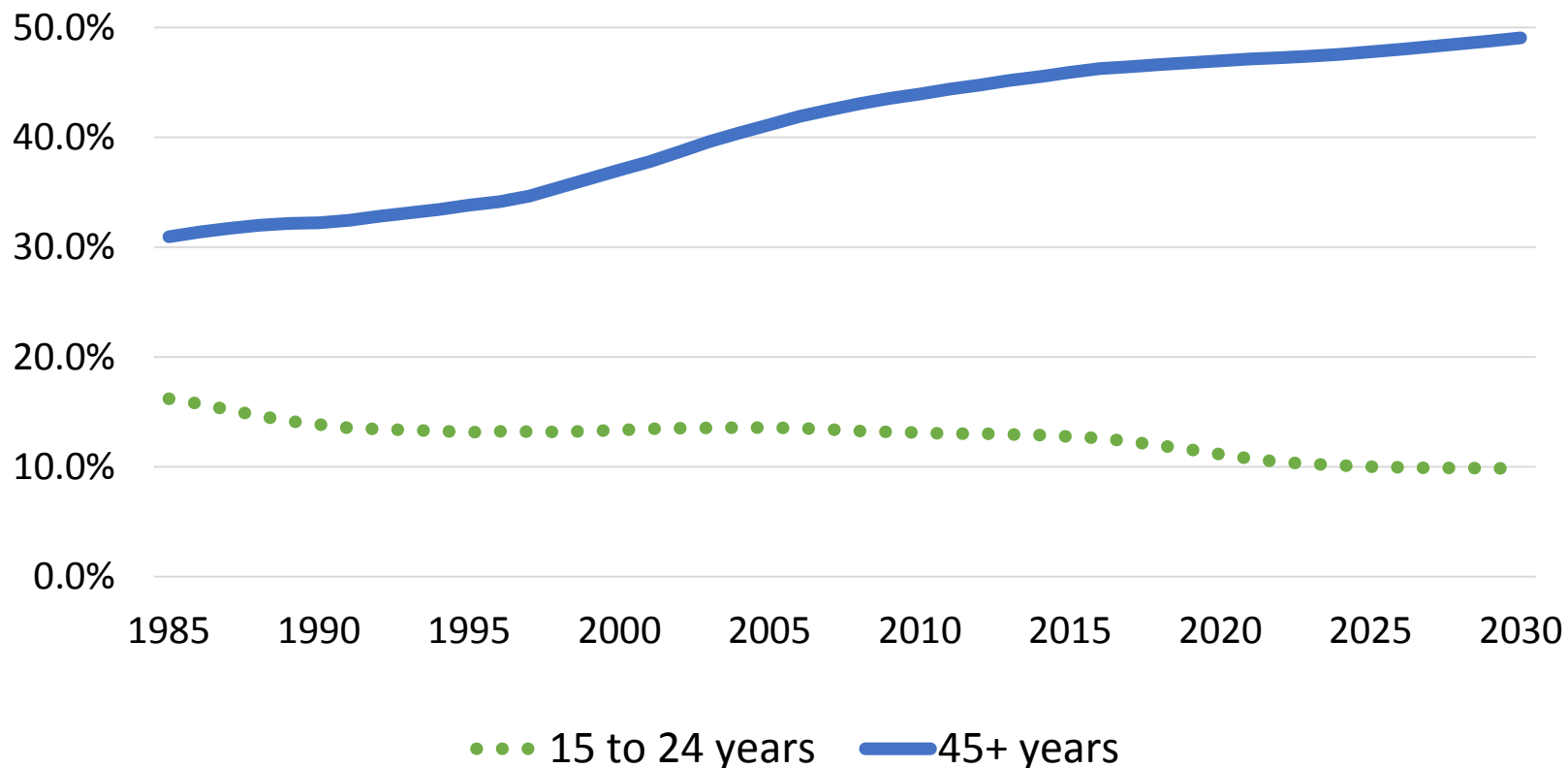
# Demand from Other Industries

## (2018-2028 Job Openings)

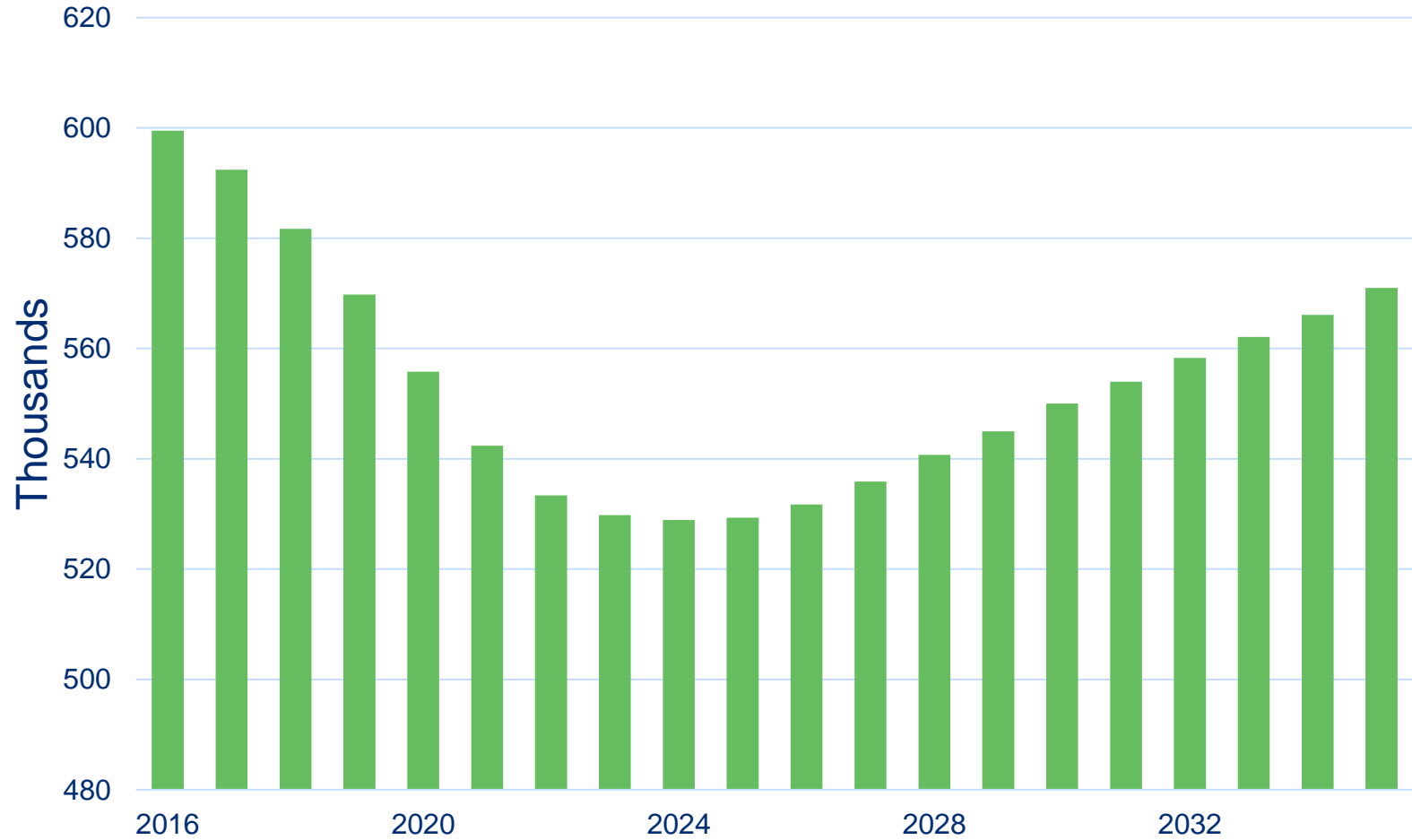
	Tourism and Hospitality	Other Sectors
Cooks	9,800	1,700
Chefs	2,700	600
Light Duty Cleaners	3,500	9,100
Food Counter Attendants	11,500	3,200
Program Leaders/ Instructors in Recreation, Sports & Fitness	3,000	1,900

# Changing Demographics

% of population by age group

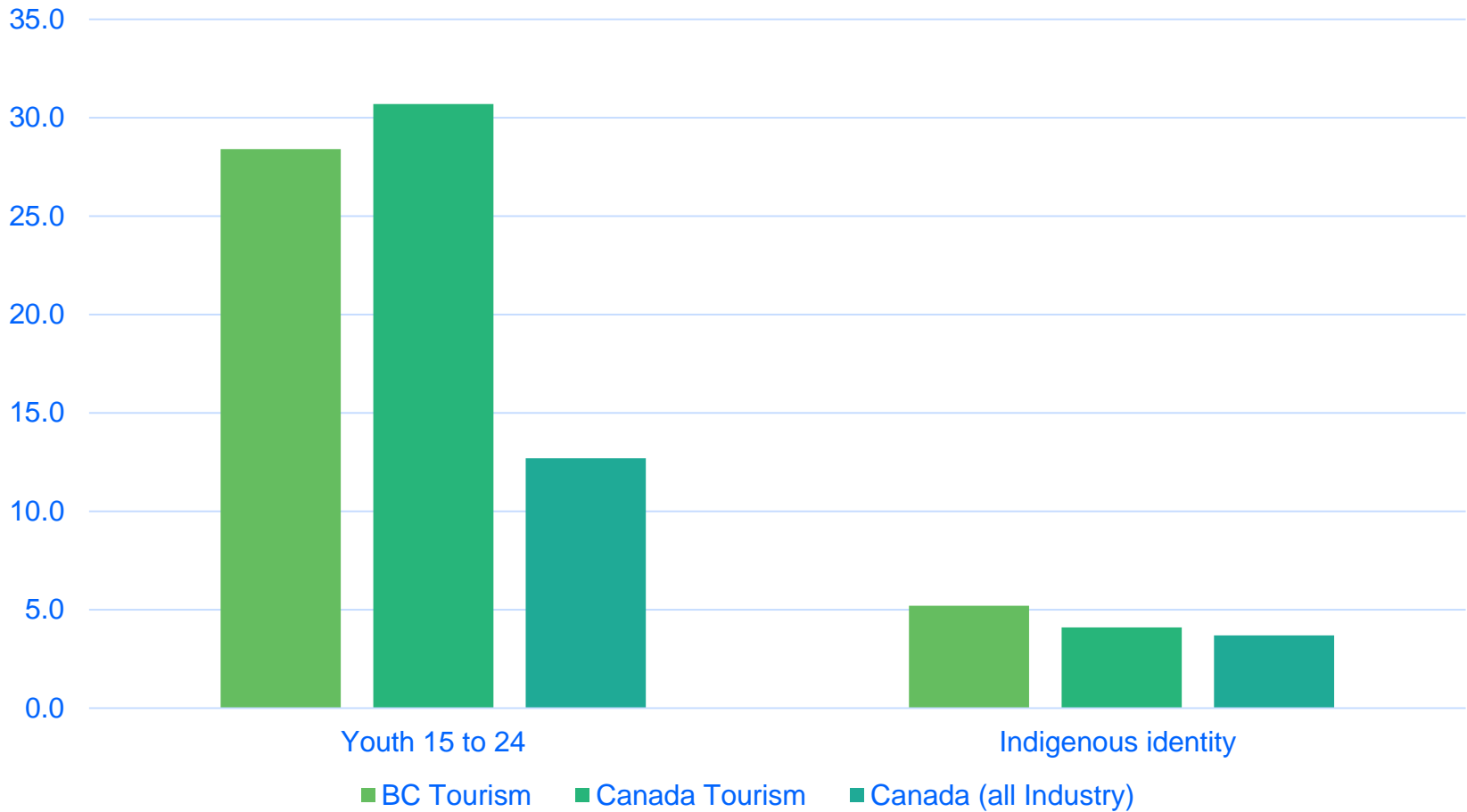


# Youth Population (15-24 year olds)



# Tourism Workforce

2016 Census



# Vancouver Island/Coast (2018-2028)

**9,100**  
Openings  
Due To Growth

**+**

**11,000**  
Replacement Jobs  
Due To Retirement

---

**20,100**  
Total Job Openings

16.6% of BC Job Openings  
2018 Employment: 50,200



# Vancouver Island/Coast

<b>Job Openings (2018 – 2028)</b>		<b>20,100</b>
Management and Supervisory	Restaurant and Food Service Managers	1,300
	Chefs	400
	Accommodation Service Managers	600
	Food Service Supervisors	300
Skilled Occupations	Cooks	1,800
	Bus Drivers	600
	Program Leaders/Instructors in Recreation & Sport	700
Front Line/ Entry Level	Food Counter Attendants & Kitchen Helpers	2,000
	F&B Servers	1,300
	Light Duty Cleaners	600

# Cooks and Chefs (2018–2028) (All Industries)

## Cooks

**5,800**  
Openings  
Due To Growth

**+**

**5,700**  
Replacement Jobs  
Due To Retirement

---

**11,500**  
Total Job Openings

## Chefs

**1,650**  
Openings  
Due To Growth

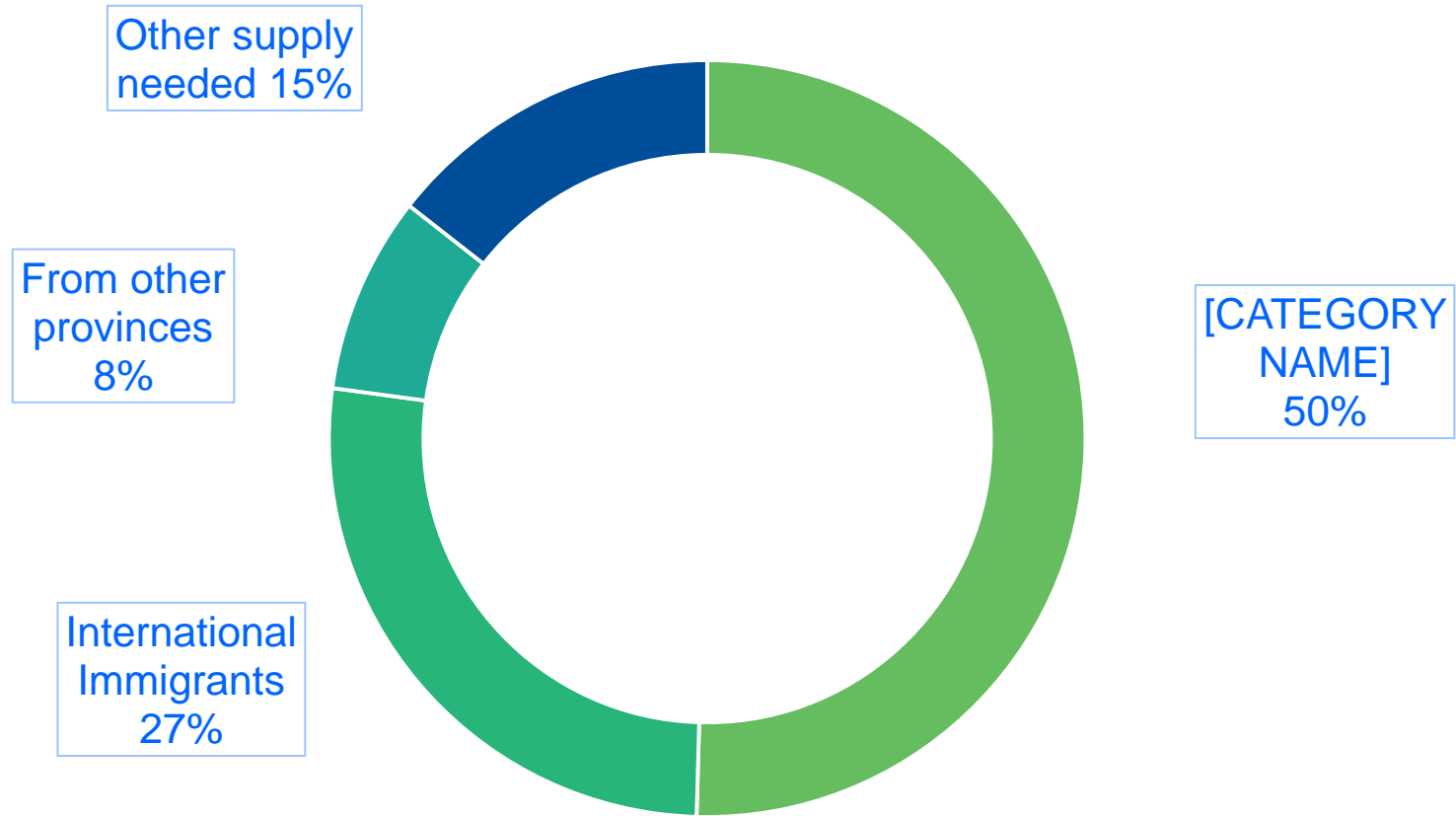
**+**

**1,650**  
Replacement Jobs  
Due To Retirement

---

**3,300**  
Total Job Openings

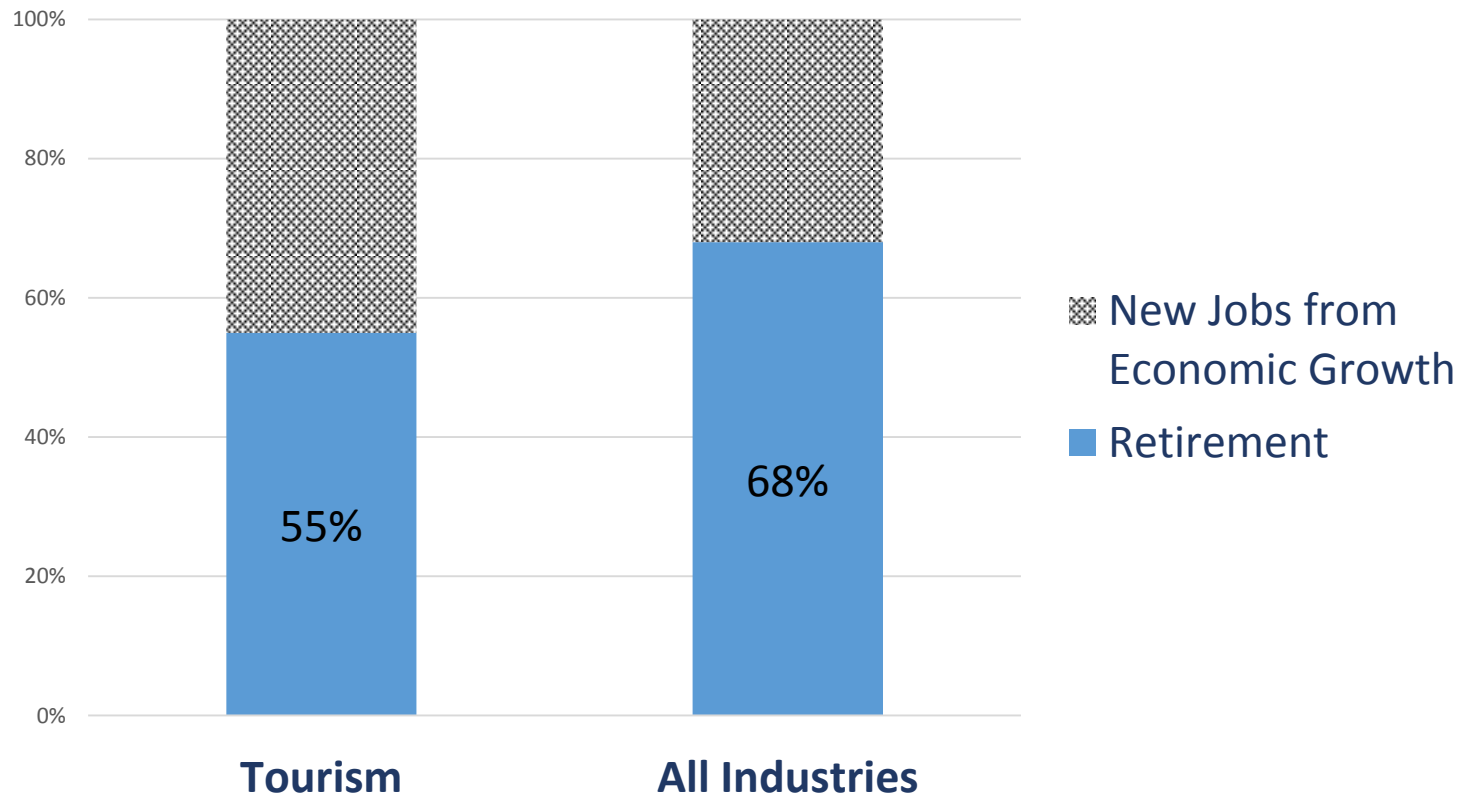
# Filling BC Job Openings 2018-2028



All Industries



# Job Openings from Retirement and Growth



# Top Demand Occupations by Sector Accommodation



Job Openings (2018 – 2028)	
Light duty cleaners	3,100
Accommodation Service Managers	2,500
Hotel front desk clerks	1,400
Janitors, caretakers and building superintendents	800
Food and beverage servers	700
Cooks	500
Executive housekeepers	300
Chefs	300
Food counter attendants, kitchen helpers and related support occupations	300

# Top Demand Occupations by Sector

## Food & Beverage



Job Openings (2018 – 2028)	
Food counter attendants, kitchen helpers and related support occupations	11,900
Cooks	8,900
Restaurant and food service managers	7,300
Food and beverage servers	7,000
Chefs	2,200
Cashiers	1,900
Food service supervisors	1,500
Bartenders	900
Maîtres d'hôtel and hosts/hostesses	800
Delivery and courier service drivers	700

# Top Demand Occupations by Sector

## Recreation and Entertainment



Job Openings (2018 – 2028)	
Program leaders and instructors in recreation, sport and fitness	2,800
Casino occupations	1,200
Operators and attendants in amusement, recreation and sport	1,000
Landscaping and grounds maintenance labourers	900
Recreation, sports and fitness program and service directors	700
Janitors, caretakers and building superintendents	600
Retail salespersons	600
Facility operation and maintenance managers	500
Security guards and related security service occupations	500
Receptionists	400

# Top Demand Occupations by Sector

## Transportation and Travel



Job Openings (2018 – 2028)	
Bus drivers, subway operators and other transit operators	3,800
Taxi and limousine drivers and chauffeurs	2,500
Travel counsellors	1,700
Pursers and flight attendants	1,500
Air pilots, flight engineers and flying instructors	1,400
Airline ticket and service agents	1,200
Aircraft mechanics and aircraft inspectors	600
Managers in transportation	600
Air transport ramp attendants	500
Deck officers, water transport	400

**Serving  
it Right™**

BC's Responsible  
Beverage Service Program

SPECIAL **EVENT** SERVER



**SuperHost™**

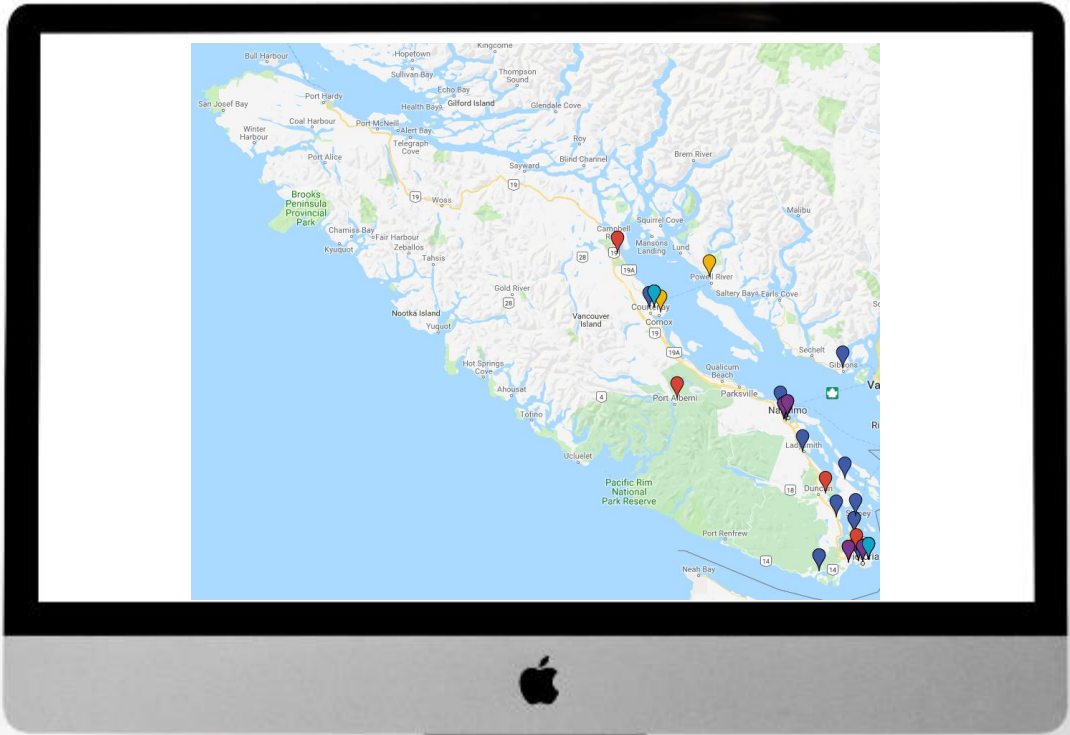
MAKES GOOD  
**FOOD**™  
**SAFE**  
FOOD BETTER

**go2HR**

FOUNDATIONS OF  
**WORKPLACE SAFETY**



# Tourism Training Map





?



# thank you!

Dennis Green  
dgreen@go2hr.ca  
604 633 9787 (ext 235)

**go2hr.ca**

